



RS5100 Series Technical Accessory Guide










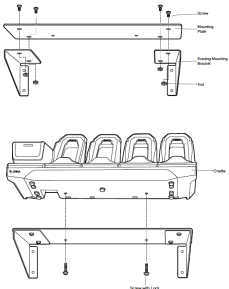
NOTE: This document is only for general reference. Solutions Pathway and related PMBs should be used for product availability, pricing, and final solution selection.



This document and the information contained therein (Information) are Zebra- confidential, and are provided under, and subject to, the confidentiality provision of your PartnerConnect agreement with Zebra. Any public disclosure (via posting on your website or otherwise) of the Information is strictly prohibited and will be considered a violation of your PartnerConnect agreement with Zebra.

* Zebra does not endorse or specifically recommend any **third-party products, accessories, or hardware**. ZEBRA DISCLAIMS ANY AND ALL LIABILITY, INCLUDING ANY EXPRESS OR IMPLIED WARRANTIES, WHETHER ORAL OR WRITTEN, FOR SUCH THIRD PARTY PRODUCTS, ACCESSORIES, OR HARDWARE. THE CUSTOMER ACKNOWLEDGES THAT NO REPRESENTATION HAS BEEN MADE BY ZEBRA AS TO THE FITNESS OF THE THIRD-PARTY PRODUCTS, ACCESSORIES, OR HARDWARE FOR THE CUSTOMER'S INTENDED PURPOSE.




Cradles/Charging

Part Number	Picture	Description	Notes	Required Items
CRD-RS51-4SCHG-01		4-Slot Charging ShareCradle	<ul style="list-style-type: none"> ► Will charge up to 4 RS5100 units. ► NOTE: Requires trigger assembly with charge contacts to be attached to RS5100. The charge contacts are part of the trigger assembly. If trigger assembly will be removed in between use, recommend using 8-Slot Battery Charger (SAC-RS51-8SCHG-01) instead. 	<ul style="list-style-type: none"> ► Power Supply (PWR-BGA12V50W0WW) ► DC Line Cord (CBL-DC-388A1-01) ► AC Line Cord (23844-00-00R).
CRD-4WT6-4RS51-01		Multi-Slot Charge Only Cradle for WT6x and RS5100	<ul style="list-style-type: none"> ► Charges 4 WT6x units, 4 WT6x Spare Batteries and 4 RS5100 units ► Can also be wall or rack mounted using Mounting Bracket (BRKT-SCRD-SMRK-01). ► NOTE: Requires trigger assembly with charge contacts to be attached to RS5100. The charge contacts are part of the trigger assembly. If trigger assembly will be removed in between use, recommend using 8-Slot Battery Charger (SAC-RS51-8SCHG-01) instead. 	<ul style="list-style-type: none"> ► DC Line Cord (CBL-DC-382A1-01) and Power Supply (PWR-BGA12V108W0WW) ► AC Line Cord (23844-00-00R)
CRD-4TC5-4RS51-01		Multi-Slot Charge Only Cradle for TC5x and RS5100	<ul style="list-style-type: none"> ► Charges 4 TC5x units and 4 RS5100 units ► Does not charge spare batteries ► Can also be wall or rack mounted using Mounting Bracket (BRKT-SCRD-SMRK-01). ► NOTE: Requires trigger assembly with charge contacts to be attached to RS5100. The charge contacts are part of the trigger assembly. If trigger assembly will be removed in between use, recommend using 8-Slot Battery Charger (SAC-RS51-8SCHG-01) instead. 	<ul style="list-style-type: none"> ► DC Line Cord (CBL-DC-382A1-01) and Power Supply (PWR-BGA12V108W0WW) ► AC Line Cord (23844-00-00R)

CRD-RS51-20SCHG-01		20-Slot Charging ShareCradle	<ul style="list-style-type: none"> ▶ Will charge up to 20 RS5100 units. ▶ Can be racked/ mounted in a standard 19 inch rack system via the mounting accessory (BRKT-SCRD-SMRK-01). ▶ NOTE: Requires trigger assembly with charge contacts to be attached to RS5100. The charge contacts are part of the trigger assembly. If trigger assembly will be removed in between use, recommend using 8-Slot Battery Charger (SAC-RS51-8SCHG-01) instead. 	<ul style="list-style-type: none"> ▶ Power Supply (PWR-BGA12V108W0WW) ▶ DC Line Cord (CBL-DC-381A1-01) ▶ AC Line Cord (23844-00-00R)
SAC-RS51-8SCHG-01		8-Slot Battery Charger	<ul style="list-style-type: none"> ▶ Will charge up to 8 spare batteries. 	<ul style="list-style-type: none"> ▶ Power Supply (PWR-BGA12V50W0WW) ▶ DC Line Cord (CBL-DC-388A1-01) ▶ AC Line Cord (23844-00-00R).
SAC-RS51-40SCHG-01		40-Slot Battery Charger	<ul style="list-style-type: none"> ▶ Will charge up to 40 spare batteries. ▶ Can be racked/ mounted in a standard 19 inch rack system via the mounting accessory (BRKT-SCRD-SMRK-01). 	<ul style="list-style-type: none"> ▶ Power Supply (PWR-BGA12V108W0WW) ▶ DC Line Cord (CBL-DC-381A1-01) ▶ AC Line Cord (23844-00-00R)
BRKT-SCRD-SMRK-01		Multi-Slot Wall/Rack Mount Bracket	<ul style="list-style-type: none"> ▶ Allows for rack and wall mounting of one 20-Slot Charging Cradle or 40-Slot Spare Battery Charger. Also can be used to mount up to four 4-Slot Chargers or 8-Slot Battery Chargers ▶ Bracket can be mounted on standard 19" network rack or on a wall. ▶ Cable routing slots & removable power supply holder tray. ▶ Adjustable tabs & screw mounts for easy hanging/installation. ▶ Adjustable orientations - horizontal, vertical, angled. ▶ See the Bluetooth-Generic Accessories TAG for info on 3rd party Network Racks that can be used for mounting this bracket. 	
ADP-TC7X-PLT-FX		5-Slot ShareCradle Mounting Bracket Adapter Plate for Honeywell	<ul style="list-style-type: none"> ▶ Allows Zebra Multi-Slot ShareCradles to be mounted on legacy Honeywell Flex Cradle Wall Mount Brackets (HON SKU #203-641-002). ▶ Includes hardware to attach plate to HON wall bracket and secure ShareCradle to plate. ▶ NOTE: This is a custom product. Please work with your Zebra representative to open a Custom Product Request (CPR) if you would like to order this cable. 	

STB3678-C100F3WW STB3678-C100F3CN (for use in mainland China only)		Communication Cradle	<ul style="list-style-type: none"> ► Allows RS5100 to be easily connected with hosts that do not have a Bluetooth radio for direct communication. ► Pairing barcode on Cradle is scanned to instantly pair with the RS5100. ► Up to 7 scanners can be paired per cradle. 	<ul style="list-style-type: none"> ► Host communication cable and possibly a power supply depending on the host cable type. <p>See 36XX Series Scanner accessory document for cable and power supply options</p>
FLB3678-C100F3WW FLB3678-C100F3CN (for use in mainland China only)		Sealed Communication Cradle	<ul style="list-style-type: none"> ► Allows RS5100 to be easily connected with hosts that do not have a Bluetooth radio for direct communication. ► Pairing barcode on Cradle is scanned to instantly pair with the RS5100. ► IP65 sealed for installations requiring wash-down (i.e. forklift installations). ► Up to 7 scanners can be paired per cradle. 	<ul style="list-style-type: none"> ► Host communication cable and possibly a power supply depending on the host cable type. <p>See 36XX Series Scanner accessory document for cable and power supply options</p>

Communication Cables




Part Number	Picture	Description	Notes	Required Items
CBL-TC5X-USBC2A-01		USB-C cable	<ul style="list-style-type: none"> ► Cable can be used to charge and communicate to RS5100 units with Double Trigger Assembly with USB-C port (SG-RS51-TRGDU-01). ► USB-A to USB-C cable ► Cable length is 1M (~3.25 ft.) 	For charging via AC Wall Outlet: USB Power Adapter (PWR-WUA5V12W0US - or country specific version)
CBL-TC2X-USBC-01		USB-C cable	<ul style="list-style-type: none"> ► to be discontinued 10/2021, see PME 10621 ► Cable can be used to charge and communicate to RS5100 units with Double Trigger Assembly with USB-C port (SG-RS51-TRGDU-01). ► USB-A to USB-C cable ► Cable length is 1.5M (~5 ft.) ► This cable includes an additional ferrite bead and is typically used with TC25 devices. 	For charging via AC Wall Outlet: USB Power Adapter (PWR-WUA5V12W0US - or country specific version)
3rd party *		USB-C cable	<ul style="list-style-type: none"> ► Cable can be used to charge and communicate to RS5100 units with Double Trigger Assembly with USB-C port (SG-RS51-TRGDU-01). 	For charging via AC Wall Outlet: USB Power Adapter (PWR-WUA5V12W0US - or country specific version)


Trigger Assemblies

Part Number	Picture	Description	Notes	Required Items
-------------	---------	-------------	-------	----------------




SG-RS51-TRGSS-01		Trigger Assembly - Single Sided Trigger	<ul style="list-style-type: none"> ▶ Provides a single large trigger button that can be rotated to be used with left or right handed operation. ▶ Trigger can be switched from right hand to left hand triggering by removing trigger assembly and re-installing in opposite orientation. ▶ Provides large sized trigger button. ▶ Charge contacts on assembly allow RS5100 to be inserted into 4-Slot Charging ShareCradle. ▶ Assembly includes: <ul style="list-style-type: none"> - one Single Sided Trigger (SG-RS51-TRGSNG-01) - single Strap for Single Trigger configuration (SG-RS51-STRPNY-10) - single Comfort Pad for Single Trigger assembly (SG-RS51-CMPD-01) - Stop screw (48-261663-01) that can be optionally used to prevent the trigger from being removed. 	
SG-RS51-TRGDS-01		Trigger Assembly - Double Sided Trigger	<ul style="list-style-type: none"> ▶ Provides two medium size trigger buttons - one on left and one on right side. ▶ Charge contacts on assembly allow RS5100 to be inserted into 4-Slot Charging ShareCradle. ▶ Trigger uses double rubber arm finger band. This finger-band is designed to be used bare-fingered or with lightweight gloves. The Single Sided Trigger is recommended if heavier weight gloves will be used. 	
SG-RS51-TRGDV-01		Trigger Assembly - Double Sided Trigger with Vibrator option	<ul style="list-style-type: none"> ▶ Provides two medium size trigger buttons - one on left and one on right side. ▶ Charge contacts on assembly allow RS5100 to be inserted into 4-Slot Charging ShareCradle. ▶ Vibrator provides haptic feedback to user. ▶ Trigger uses double rubber arm finger band. This finger-band is designed to be used bare-fingered or with lightweight gloves. The Single Sided Trigger is recommended if heavier weight gloves will be used. 	

SG-RS51-TRGDU-01		Trigger Assembly - Double Sided Trigger with USB-C port option	<ul style="list-style-type: none"> ► Provides two medium size trigger buttons - one on left and one on right side. ► Charge contacts on assembly allow RS5100 to be inserted into 4-Slot Charging ShareCradle. ► USB-C port on assembly allows RS5100 to be charged via USB cable and also allows for programming using Zebra 123Scan application. ► Trigger uses double rubber arm finger band. This finger-band is designed to be used bare-fingered or with lightweight gloves. The Single Sided Trigger is recommended if heavier weight gloves will be used. 	
SG-RS51-BHMT-01		Trigger Assembly - Back of Hand Adapter	<ul style="list-style-type: none"> ► Allows RS5100 to be worn on the back of hand and provides remote finger trigger ► Mount is not a glove. Can be worn without gloves or over standard, low-cost gloves. ► Durable materials which resists wear - only the wrist strap is fabric. ► Long trigger lifecycle (millions of presses). ► One-size-fits-all and ambidextrous. ► Includes Strap for Back of Hand Mount (SG-RS51-BHSTP-01). ► NOTE: Does not include charge contacts on assembly, therefore not compatible with 4-Slot Charging ShareCradle (CRD-RS51-4SCHG-01). Use 8-Slot Battery Charger (SAC-RS51-8SCHG-01) instead. 	
SG-RS51-LNYD-01		Trigger Assembly - Lanyard Adapter	<ul style="list-style-type: none"> ► Allows RS5100 to be worn around the neck or on hip. ► Charge contacts on assembly allow RS5100 to be inserted into 4-Slot Charging ShareCradle. 	Retractor with Magnetic Recoil for Lanyard Adapter (SG-RS51-RLYD1-01)
Soft Goods - Replacement items				
Part Number	Picture	Description	Notes	Required Items

SG-RS51-CMPD-05		Replacement Comfort Pad for Single Trigger assembly (pack of 5)	► Comfort Pad is used with Single Trigger RS5100 configurations.	
SG-RS51-STRPNY-10		Replacement Straps for Single Trigger configuration (pack of 10)	► Use with Single Trigger RS5100 configurations. ► Nylon material.	
SG-RS51-BHSTP-01		Replacement Strap for Back of Hand Mount	► Replaces the strap that is included with the Back of Hand Adapter (SG-RS51-BHMT-01)	

SG-RS51-RLYD1-01		Retractor with Magnetic Recoil for Lanyard Adapter	► Allows RS5100 units with Lanyard Adapter (SG-RS51-LNYD-01) to be worn around the neck or hip.	
------------------	---	--	---	--

Power Cords/Power Supplies

Part Number	Picture	Description	Notes	Required Items
CBL-DC-388A1-01		DC Power Cord	► Used along with Power Supply PWR-BGA12V50W0WW to power 4-Slot Cradle and 8-Slot Battery Charger. ► Cable length is 1.8 meters	
PWR-BGA12V50W0WW		Power Supply	► Used to power 4-Slot Cradle and 8-Slot Battery Charger. ► 100-240 VAC, 12V, 4.16A, 50W ► Provides US DOE Level VI compliance for power efficiency. ► Replaces PWRS-14000-148R	DC Line Cord (CBL-DC-388A1-01) and AC Line Cord (23844-00-00R)
KIT-PWR-12V50W		Power Supply Kit	► Includes Power Supply (PWR-BGA12V50W0WW) and DC Line Cord (CBL-DC-388A1-01)	AC Line Cord (23844-00-00R)
CBL-DC-381A1-01		DC Power Cord	► Used to power 20-Slot ShareCradle or 40-Slot Battery Charger when using Level VI Efficiency power supply (PWR-BGA12V108W0WW) ► This cable does not include the black extension release latch which is not required when used on Multi-Slot ShareCradles. ► CBL-DC-382A1-01 is still typically used though.	
CBL-DC-382A1-01		DC Power Cord	► Used with Power Supply PWR-BGA12V108W0WW to power 20-Slot ShareCradle or 40-Slot Battery Charger	

PWR-BGA12V108W0WW		Power Supply	<ul style="list-style-type: none"> ► Used to power 20-Slot ShareCradle or 40-Slot Battery Charger ► 100-240 VAC, 12V, 9A, 108W ► Provides US DOE Level VI compliance for power efficiency. ► Replaces PWRS-14000-241R 	CBL-DC-382A1-01 and 23844-00-00R
23844-00-00R		AC Line Cord	<ul style="list-style-type: none"> ► This AC Line Cord is for use in North America. See the AC Line Cords by Country TAG for comparable line cords to use in other countries. 	
PWR-WUA5V12W0US (US plug style) PWR-WUA5V12W0GB (UK plug style) PWR-WUA5V12W0EU (EU plug style) PWR-WUA5V12W0AU (Australia plug style) PWR-WUA5V12W0CN (China plug style) PWR-WUA5V12W0IN (India plug style) PWR-WUA5V12W0KR (Korea plug style) PWR-WUA5V12W0BR (Brazil plug style)		USB Power Supply	<ul style="list-style-type: none"> ► Used with USB-C Cable to provide a lower cost charging solution than using a Cradle. ► Provides higher current (2.5A) for faster charging ► 100-240 VAC, 5 V, 2.5 A 	USB-C Cable (CBL-TC2X-USBC-01) or (CBL-TC5X-USBC2A-01)
Batteries				
Part Number	Picture	Description	Notes	Required Items
BTRY-RS51-4MA-01 (single) BTRY-RS51-4MA-10 (10 pack) BTRY-RS51-4MA-02 (for use in India)(single battery)		Spare Standard Capacity Battery with PowerPrecision+ (480 mAh) 	<ul style="list-style-type: none"> ► Provides 10 hours run time at high scan rate (16+ scans/min) while operating at room temperature. 	
BTRY-RS51-7MA-01 (single) BTRY-RS51-7MA-10 (10 pack) BTRY-RS51-7MA-02 (for use in India and South Korea) (single battery)	 	Spare Extended Capacity Battery with PowerPrecision+ (735 mAh) 	<ul style="list-style-type: none"> ► Provides 14 hours run time at high scan rate (16+ scans/min) while operating at room temperature. ► Provides 8 hours run time at high scan rate (16+ scans/min) while operating in cold temperatures (-4°F/-20°C). 	